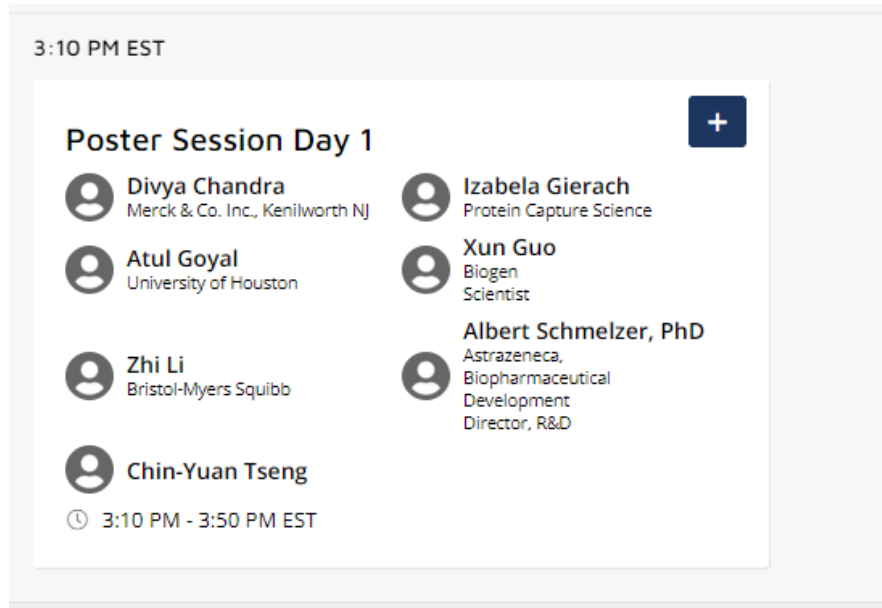
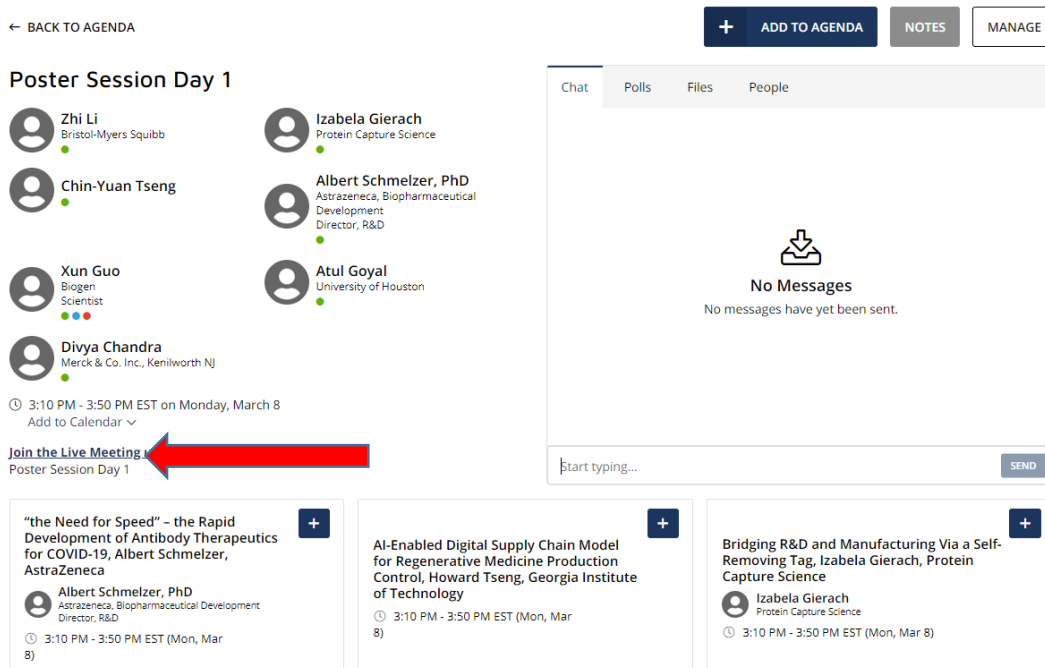


How-To Join the Live Poster Sessions – Accbio 2021

1. Click into the session on the Pathable virtual platform

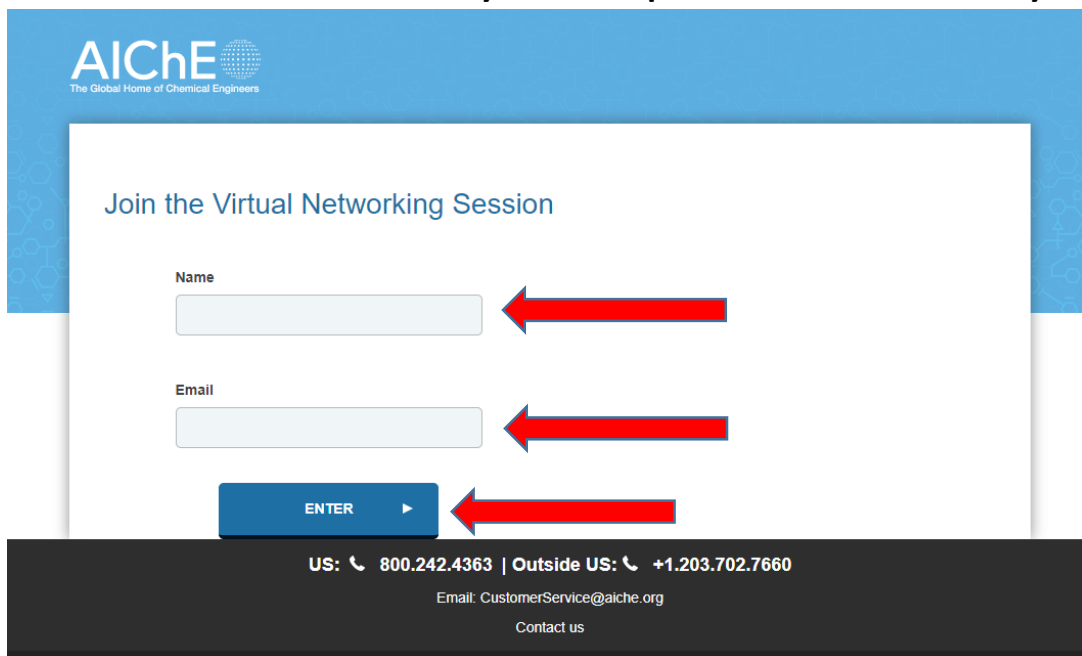


2. Click the “join the live meeting using this link” under the description in the session.



3. Type in your Name and Email, then click “Enter”

*Make sure to allow access to your microphone and camera after you hit “Enter”



The screenshot shows the AICHE logo at the top left with the tagline "The Global Home of Chemical Engineers". Below it is the heading "Join the Virtual Networking Session". There are two input fields: "Name" and "Email". A red arrow points to the "Name" field, another red arrow points to the "Email" field, and a third red arrow points to the "ENTER" button. At the bottom, there is contact information: "US: ☎ 800.242.4363 | Outside US: ☎ +1.203.702.7660", "Email: CustomerService@aiiche.org", and "Contact us".

4. Once you enter, choose the room you'd like to join (you change the room you're in at any time during the event).



The screenshot shows the "INTERNATIONAL CONFERENCE ON ACCELERATING BIOPHARMACEUTICAL DEVELOPMENT" logo at the top. Below it is the text "AccBio 2021 Poster Session - March 9, 2021" and "Select a room to join the conversation". There are two room options: "Room 1" and "Room 2". Each room has a red "Enter" button. Red arrows point to the "Enter" buttons for both rooms. Room 1 topics include "Poster Session Sponsor - Enablon, Kelvin Lee, NIIIMBL & University of Delaware, Alexei...". Room 2 topics include "Eric Nalbach, ThermoFisher, Venecia Wilson, MilliporeSigma, Peter Levison, Pall Corporatio...". Both rooms show a grid of 12 empty seats and the text "No participants yet".

5. Once you're in a room, you can click on the different tables to join tables, and click on the "Room 2" wording below the title to change rooms (circled below in red).

