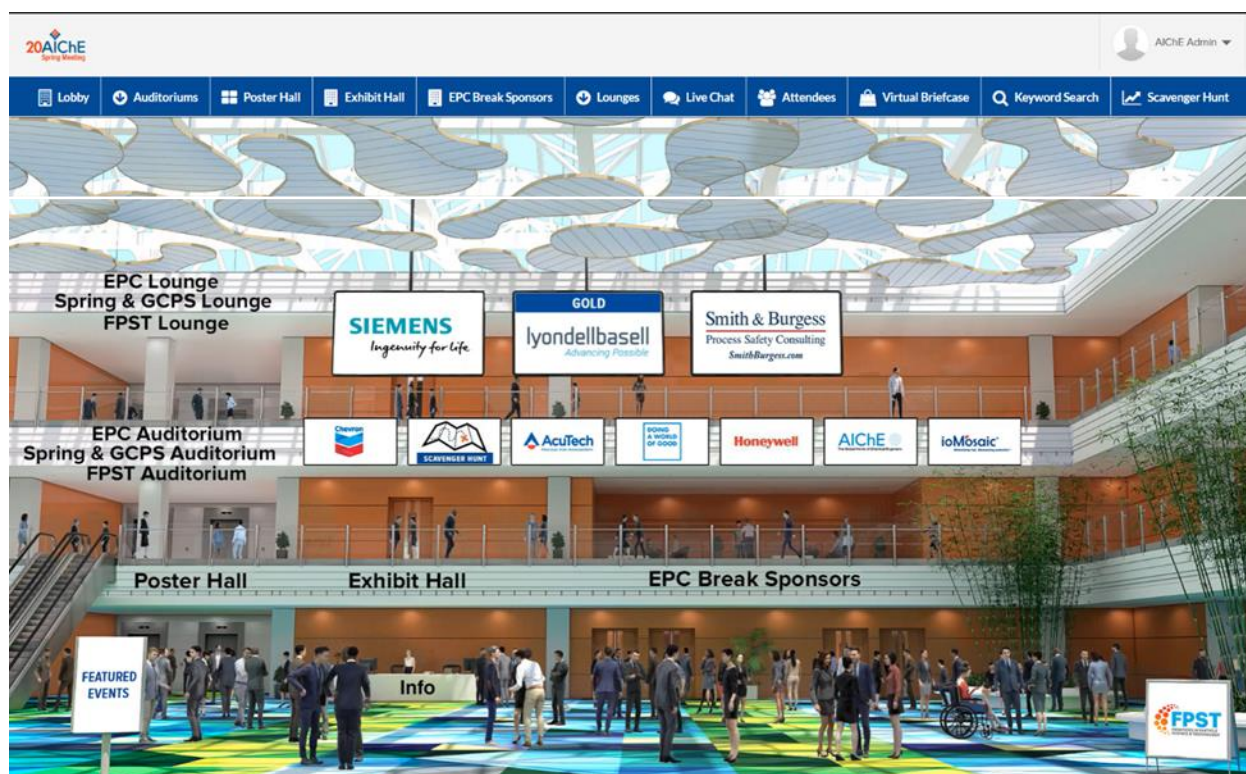




Your Attendee Guide to the Virtual Meeting



ORGANIZED BY



[Your quick reference to the Attendee Guide](#)

2020 Virtual Spring Meeting & 16 th Global Congress on Process Safety and Co-Located Frontiers in Particle Science and Technology.....	2
Attendee Guide Introduction.....	2
Info Desk – Check in here if you run into any challenges	2
Accessing the Event	2
Planning Ahead	2
Navigating in the Lobby	4
Auditoriums.....	4
Poster Hall & Poster Sessions.....	6
Networking Lounges – Live Sessions & Chat Rooms.....	6
Exhibit Hall & Exhibits	8
Staying engaged during the meeting	9
Zoom Guidance	9
Scavenger Hunt	9
Networking Events	9
A Few Reminders for a Great Week.....	12

2020 Virtual Spring Meeting & 16th Global Congress on Process Safety and Co-Located Frontiers in Particle Science and Technology

Attendee Guide Introduction

Welcome to your guide for the week of August 17-21. This guide will provide you with all you need to know to have a productive, engaging, and enriching experience at the first Virtual AIChE Spring Meeting & Global Congress on Process Safety and co-scheduled Frontiers in Particle Science and Technology Conference. For quick reference, the table of contents on the previous page can be used to jump to specific sections. **Please note, all times for talks and events will be listed in Central Daylight Time (CDT).**

Info Desk – Check in here if you run into any challenges

The info desk in the vFairs platform lobby (see more on Navigating the Lobby starting on page 4) is there to help you in the event you run into any issues with the platform and will bring you directly to the Help Desk / Technical Help chat room. If you prefer to email for help, platform representatives are also available at aiche-spr2020@vfairs.com. **If you forget this email, don't worry, it's also listed in the top right corner of each room in the platform.**

Accessing the Event

You will receive a series of emails from AIChE Virtual Events (customerservice@aiche.org) with instructions on how to login to the platform ahead of the event. There are two different types of logins: One for attendees and one for employees of exhibiting companies. The emails will provide you with your user ID and clearly identify the process for logging in to gain access to the platform. If you run into any issues, please contact customerservice@aiche.org.

Planning Ahead

Once you have confirmed your ability to login, spend some time with the [technical program](#) and plot out your week. You can use the online event planner and AIChEvents app much as you would on-site to help keep your schedule organized.

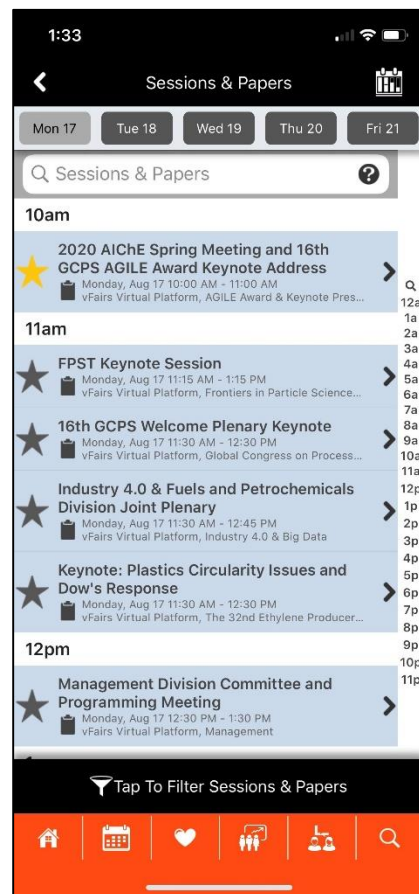
Follow the link in the second bullet below to start planning across devices!

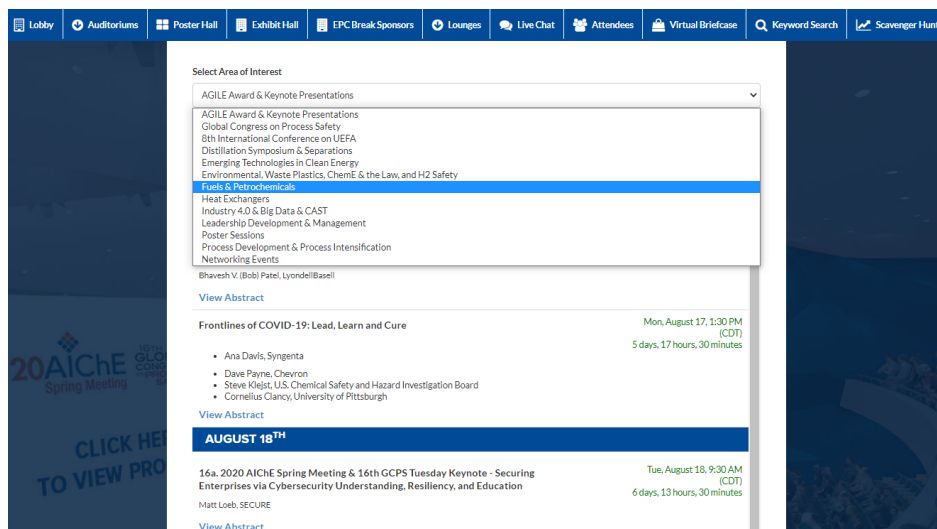
More information on the app can be found here: [AIChEvents App info](#). The app will help you:

- Stay organized with up-to-the-minute Exhibitor, Speaker, and Event information.
- [Sync the app across all your devices with Multi-Device Sync](#).
- Receive important real-time communications from AIChE.
- Build a personalized schedule and bookmark exhibitors.
- Rate the sessions you attend and comment on them, too.
- Stay in-the-know and join the conversation using the Social Media icon.
- And much, much more!

Building your schedule

In the time you have before the meeting, use the scheduler to make sure you stay on top of the sessions you'd most like to engage in. The schedule will also help you find your way around in the platform by indicating which "group" you should be looking for. The "group" will be part of the location. **More information on how to navigate to talks is provided in the "Auditoriums" section on page 4.**





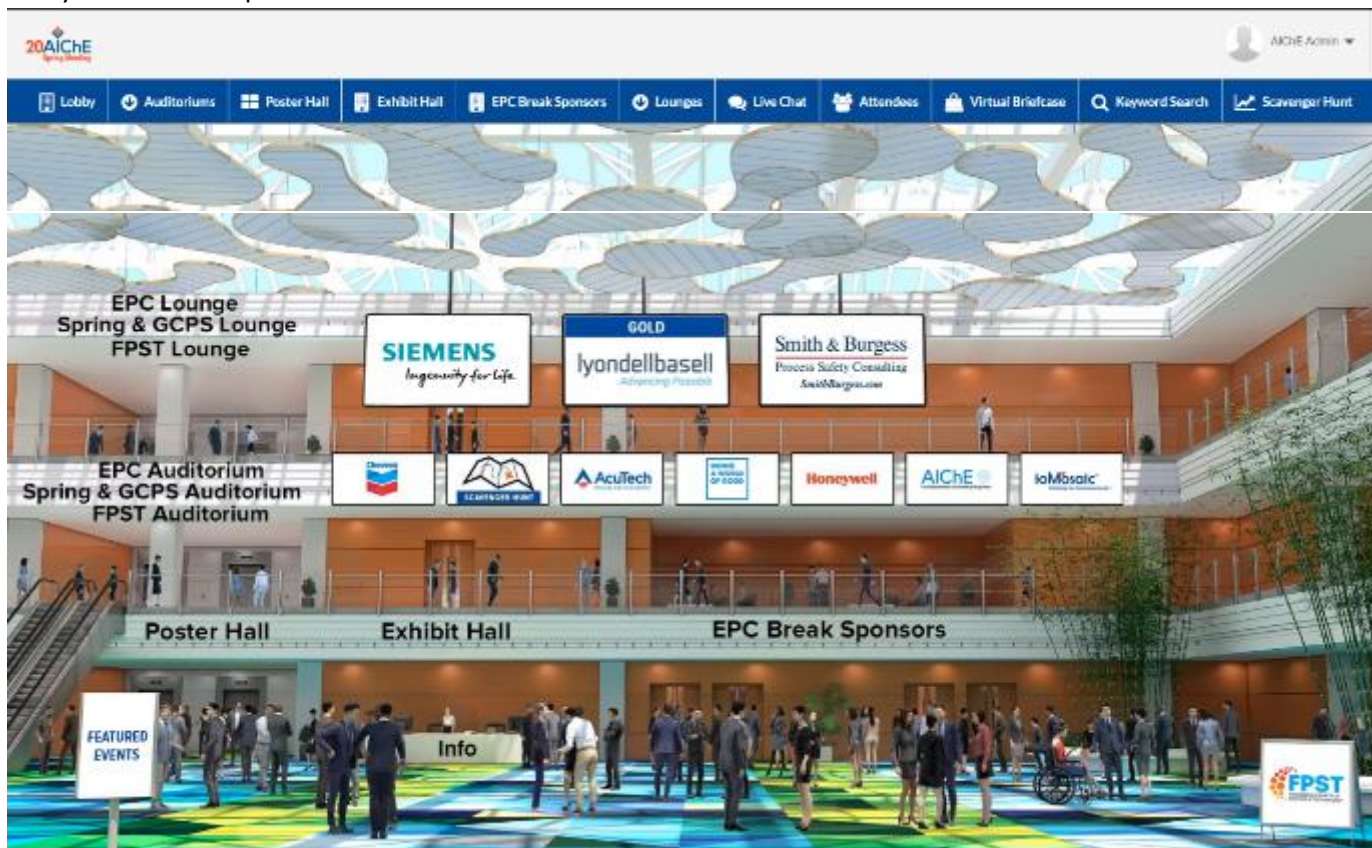
In the virtual platform, the presentations will be listed by group to help you find them more easily. Match your schedule to the group and you'll find the talk you want to see. In the Spring/GCPS auditorium you'll find the following groups and subgroups when you enter the auditorium and click on the screen. The groups will be in the drop down and sub groups will appear once you make your selection.

- AGILE Award & Keynote Presentations
- Global Congress on Process Safety
 - 22nd PPSS
 - 35th CCPS
 - 9th PSMM
 - GCPS
 - World Perspectives
 - 54th LPS
- 8th International Conference on UEFA
- Distillation Symposium & Separations
 - Distillation Symposium
 - Separations
- Emerging Technologies in Clean Energy
- Environmental, Waste Plastics, ChemE & the Law, and H2 Safety
 - ChemE & The Law
 - Environmental
 - Hydrogen Safety
- Fuels & Petrochemicals
 - Fuels & Petrochemicals
 - 20th Gas Utilization
 - 23rd Refinery Processing
- Heat Exchangers
- Industry 4.0 & Big Data & CAST
 - Computing & Systems Technology
 - Big Data
 - Industry 4.0
- Leadership Development & Management
 - Leadership Development
 - Management
- Poster Sessions
- Process Development & Process Intensification
 - Process Development
 - Process Intensification
- Networking Events


For the EPC and FPST talks the group in the schedule will state “The 32nd Ethylene Producers Conference” or “Frontiers in Particle Science & Technology”. If your schedule has one of those two listed you need to head to the EPC Auditorium or FPST auditorium, where talks will be grouped by date. Co-sponsored talks will show up in each program listing. See more in the auditorium section below.

Navigating in the Lobby

Once inside the virtual platform, you will have the opportunity to explore all that the meeting has to offer, by using the lobby links or the top menu. More details are below.



Auditoriums



We recommend starting in the auditoriums to get comfortable with how to find and access sessions using your planner, as mentioned above. This meeting has three auditoriums: Spring/GCPS, Ethylene Producers (EPC), and FPST. You can navigate to the auditoriums by clicking on the links in the lobby, or by using the top menu navigation. Within each auditorium you will find 5 days of technical programming that can be viewed by clicking on the auditorium screen. Don't worry if you can't make every session of interest, recordings will be available in the platform 24 hours after the session runs and up to 30 days after the meeting ends.

Watching Sessions

When you click the auditorium screen you'll be brought to the technical program available within that auditorium. You'll be able to view available sessions by group/topic of interest (see above for the full listing), and each session will count down to the start time.

When the start time arrives a "Join now" button will appear. All you have to do is click that button and follow the prompts to join the talk.

As an example, if your planner says “vFairs Virtual Platform, 35th Center for Chemical Process Safety (CCPS) International Conference” as the location, you would navigate to the Spring/GCPS Auditorium, select “Global Congress on Process Safety” from the dropdown and then select the 35th CCPS subgroup. From there you can find your talk.

Details

Location: vFairs Virtual Platform, 35th Center for Chemical Process Safety (CCPS) International Conference
Date: Monday, Aug 17 4:00 PM
Duration: 1 hour

Poster Hall

Exhibit Hall

EPC Break Sponsors

Lounges

Live Chat

Attendees

Virtual Briefcase

Keyword

Select Area of Interest

Global Congress on Process Safety

35th CCPS

54th LPS

22nd PPSS

9th PSMM

World Perspectives

GCPS

AUGUST 17TH

165a. Development of a Process Safety-Based, Process Design Ragagep for Midstream Facilities

Mon, August 17, 4:00 PM (CDT)

4 days, 20 hours, 39 minutes

Sam Aigen, AcuTech Consulting Group

View Abstract

165b. And Now for Something Completely Different - Part 2

Mon, August 17, 4:20 PM (CDT)

4 days, 20 hours, 59 minutes

Michael P. Broadribb, Baker Engineering and Risk Consultants, Inc.

View Abstract

165c. Process Safety in the Upstream Industry

Mon, August 17, 4:40 PM (CDT)

4 days, 21 hours, 19 minutes

Robin Pitblado, DNV-GL

View Abstract

Live Sessions

Each day there will be several live sessions, which can be viewed by clicking the “Join Now” button for the session. The live sessions will “open” 5 minutes before the scheduled start time to provide some flexibility to get into the Zoom meeting or webinar (which you will be able to join through the Zoom app or through your web browser). Once inside, depending on the meeting type, you will have the opportunity to chat, or enter questions in the Q&A.

Zoom notes to be aware of: If you do not have a current Zoom account you may be asked to enter your name and email to enter the room. This is standard process and will allow you to join the sessions. Audio will also be through the computer only.

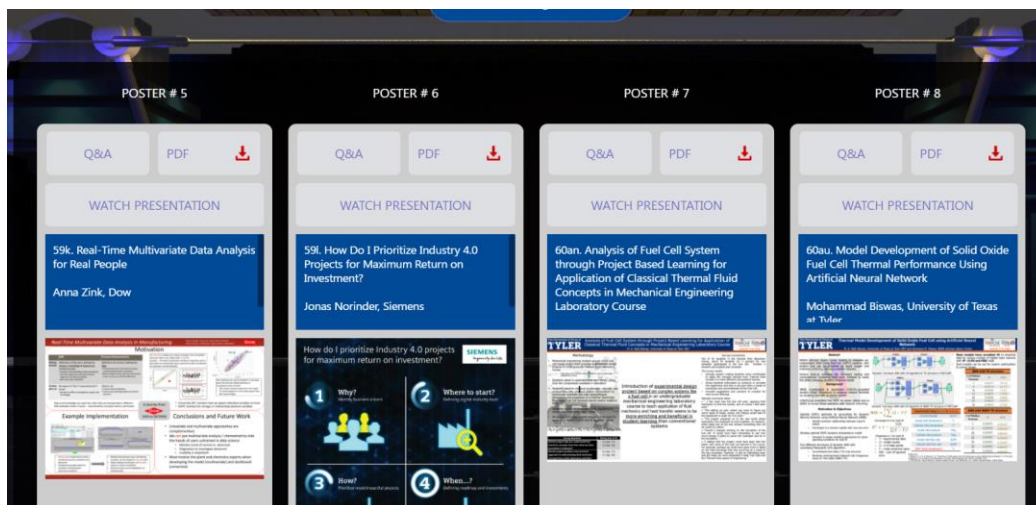
Pre-recorded - “Simulive” Presentations

The majority of talks have been pre-recorded to allow attendees to interact with the speaker via the text Q&A for the entirety of the talk, **providing a more engaging experience for all**. During the week of the meeting, pre-recorded talks

will start at their scheduled times (providing a simulated live experience), so be sure to plan accordingly (check out the section on “building your schedule” above). You’ll need to click the “Join Now” button to enter the talk and from there, you can engage in the Q&A or sit back and listen.

Poster Hall & Poster Sessions


The Poster Hall will be open throughout the meeting, which will allow you to browse the posters, as you have time, prior to the poster session on Wednesday afternoon. By viewing ahead of time, you can attend the poster session prepared with questions for the presenters as they will be present for live, text-based Q&A during the session time.



Each poster will have a short video from the presenter. A PDF of the poster will also be available for viewing.

Networking Lounges – Live Sessions & Chat Rooms

There will be three main lounges for the event, similar to the auditoriums. There is one for Spring/GCPS, one for the Ethylene Producers Conference (EPC), and one for the Frontiers in Particle Science & Technology conference (FPST). Within each lounge you will be able to access various chat rooms by topic. Join the lounges through the lobby or through the top menu navigation.



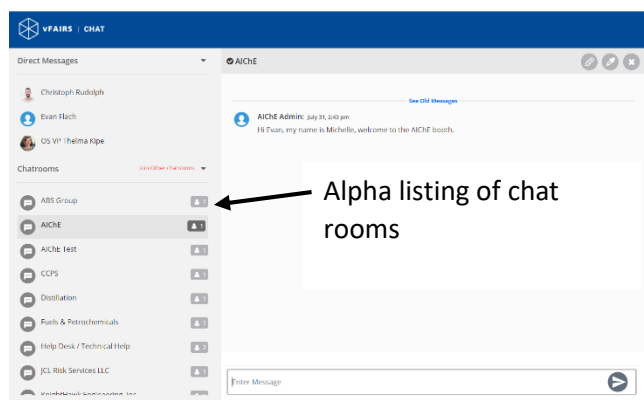
Live Networking Sessions

All live networking sessions can be found by visiting the lounges and clicking the “Networking Sessions” button. There will be live networking sessions designed to **facilitate technical discussion** on hot topics from the Spring/GCPS and FPST conferences Tuesday through Thursday mornings. Also, at the end of each day there will be a **fun-focused networking event** for you to mingle with fellow attendees in a video and chat format. Join these sessions to make new contacts and have some fun while connecting with your colleagues. A full listing of events is provided at the end of this guide.

These live sessions will be run through Zoom and you’ll be able to join via the Zoom app or through your browser. Once you have joined the meeting you’ll have the option to turn your video on and mute/un-mute your microphone. We encourage you to share your video so everyone can see you! **Some additional Zoom guidance is provided below.**

Chat Rooms

The networking lounges are designed to help you connect with your peers to continue exploring topics that surfaced during the technical sessions. Within each lounge, you’ll see a button to “Join the Chat Rooms” **IMPORTANT NOTE – you need to join the chat rooms!** We respect your privacy and don’t want to put you in a room you don’t want to be in, so you will need to actively join chat rooms to engage with other attendees.



Once in a chat room you can participate in the group text chat, or find someone to chat with one on one – a list of attendees in each room will be seen on the right side of each chat room. For one-to-one chats, you’ll be able to choose from text, audio, or video calls.

Please note, there is potential to join a significant number of chat rooms. Your active chat rooms will be listed down the left side of the chat interface in alphabetical order. In addition, the chat will open in a separate browser window, allowing you to toggle back and forth between sessions and the chat rooms.

Scheduled Chats with Exhibitors

Throughout the meeting, the exhibit hall will be open and you can have scheduled chats with exhibiting companies to learn more about them. Exhibitor booth users will be sending attendees invitations to meet during the event. You may receive an email from ‘Virtual AICHE Spring Meeting & GCPS – vFairs’ (aiche-spr2020@getvfairs.io) with the Subject Line of ‘Chat Invitation - AICHE Spring & GCPS’ notifying you of the exhibitor and requested time. **Please make sure to regularly check your Inbox and Junk Mail for emails with this subject line and email address.**

Within the email, you have the option to accept or decline the meeting request. If you accept, when it is time to join your meeting, you can meet the exhibitor you are scheduled to talk with by going to the Exhibit Hall, selecting the company booth you are scheduled to speak with and clicking into the chat room section of the booth.

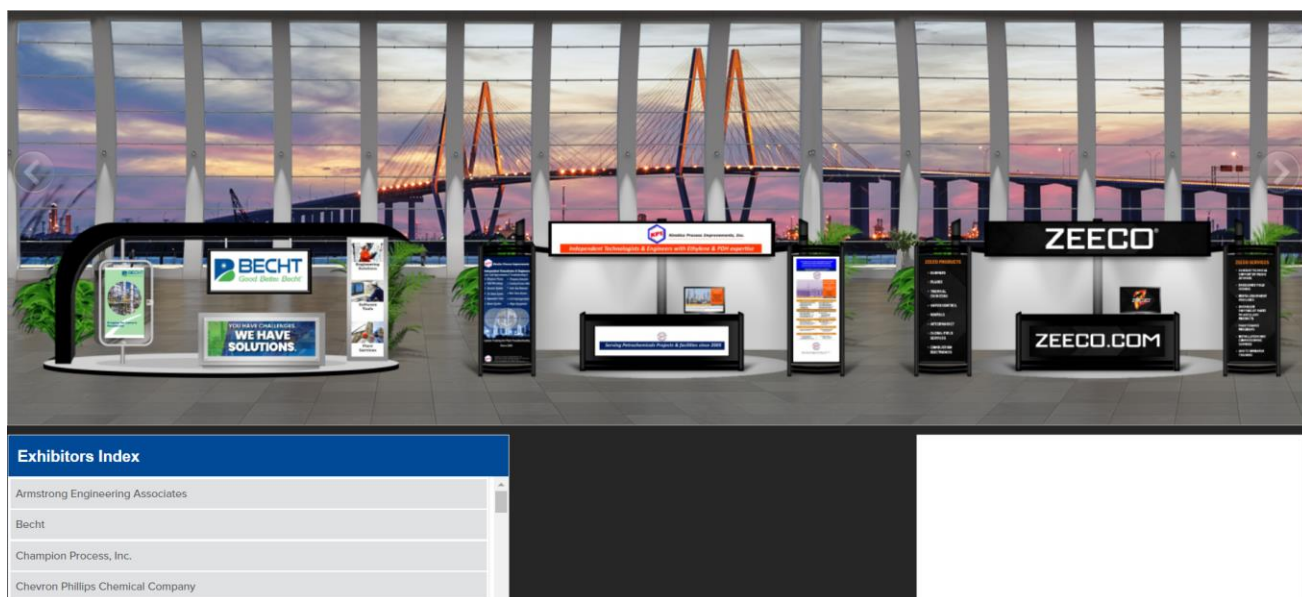
Exhibit Hall & Exhibits



Always a highlight of AICHE meetings, the exhibit hall provides the opportunity to learn from service providers about new technologies and techniques that can support you in your career. Visiting also provides you with an opportunity to earn points in the Scavenger Hunt (see more below) and be entered to win giveaways from exhibitors and AICHE.

There will be two exhibit halls for this meeting: A Spring/GCPS exhibit hall and an Ethylene Producer's Conference Break Sponsor Hall. When you visit the exhibit halls you will be able to:

1. Find specific exhibitors by scrolling through the hall, or by reviewing the exhibitor index on the lower left of the screen



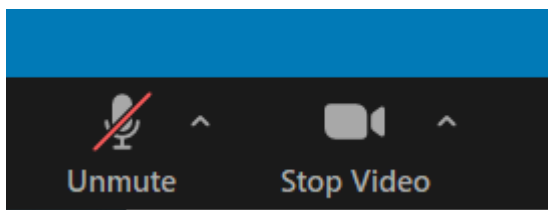
2. Chat with the exhibitor booth reps using the booth chat feature.
 - a. You can engage in the booth group chat, chat one-to-one with a booth rep, or even schedule a time to return and chat later in the meeting.
3. Fill up your "virtual briefcase" with information from the exhibitors by selecting content of interest.

Staying engaged during the meeting

We are excited you'll be joining us for the week, and look forward to making the first Virtual AIChE Spring Meeting a successful one. The primary goal of the meeting, in keeping with AIChE's aspiration, is to bring Chemical Engineers, and related professions, together to help advance our communities, our companies, and our careers. Here are a few additional tips.

Zoom Guidance

Live webinars and networking sessions will be held using Zoom. The links for each Zoom meeting or webinar will be accessed through the "Join Now" links in the program when the scheduled time arrives. After clicking the link, you will enter the Zoom Meeting or Webinar. You can join via the Zoom App, if you have it downloaded, or through your browser by clicking the "join from browser" link.



For Meetings

In Zoom meetings you'll be able to see all others that have also joined the meeting in the participants list. Be sure to turn your camera on and be mindful of mute/unmute! You'll have access to the chat function to raise questions in text if someone else is sharing.

For Webinars

In Zoom webinars, which will be used for live keynotes and panel discussions, you will be able to listen in to the talks and ask questions via the text chat Q&A. Questions will be submitted to the panelists/speakers/moderators who will have the option to answer live or answer via text to all attendees.

Scavenger Hunt

This year, you will be able to take part in the virtual "Scavenger Hunt" much like the one we have had in the past few years. Collect points by performing certain tasks and attending featured events throughout the conference. Climb the leaderboard to become one of 5 lucky winners of fantastic prizes. Good luck!



Networking Events

The below events will all be held within the platform and are designed to help attendees connect. They are not scheduled against any technical sessions, so you can grow your network without missing out on any content. AIChE staff members will be in each room to help keep the discussion going, you'll be able to identify them by their AIChE blue backgrounds.

MONDAY, AUGUST 17 | 3:00 PM - 4:00 PM CDT

Featured: Meet and Greet with Exhibitors

Network with exhibitors in this dedicated timeslot to learn about new technologies, products and services that can help your research. Plus exhibits will be open during the meeting for you to join between sessions and at networking breaks.

TUESDAY, AUGUST 18 | 12:30 PM - 1:30 PM CDT

F&PD led Networking Break

Technically focused discussions led by the Fuels & Petrochemicals Division.



FPST led Networking: Designer Particles: Product Engineering in Particle Technology

The 2020 Frontiers in Particle Science and Technology (FPST), hosted by AIChE's Particle Technology Forum, focuses on designing particles - from engineering reactive particles and crystallization to particle product characterization and particle design.



Why AIChE?

Learn more about AIChE's mission, and why it's important to be part of the Institute.



Navigating the current work environment and the challenges of working and networking from home

Elsevier Sponsored Networking Event



TUESDAY, AUGUST 18 | 4:00 PM - 5:00 PM CDT

Share Your AIChE SWAG

Connect with your fellow attendees and AIChE members and show your favorite AIChE SWAG!



Brewing with AIChE

Whether you're into rich stouts, crisp pilsners, or hoppy IPAs, learn about the chemical engineering process behind the brew.



K-12 Sharing Event: AIChE's Efforts and Yours

Presenting winning STEM projects from 2019 K-12 STEM Outreach Comp and network on "How do you help to share the excitement of STEM with K-12 students/kids?; What's your favorite hands-on STEM demo to do with K-12 students/kids?"



Minority Affairs Committee (MAC) Networking Event

Join members of the AIChE MAC Committee to hear from MAC Scholars, discuss what's working to increase diversity and enhance inclusion in the chemical engineering community, and learn how to get involved in advance, transforming and evolving the profession for good.



WEDNESDAY, AUGUST 19 | 12:30 PM - 1:30 PM CDT

ChemE's Doing a World of Good

Join the AIChE Foundation to learn how you can do a world of good! We'll discuss topics like K-12 STEM Outreach, Underrepresented communities in engineering, Research and Innovation and Safety and Ethical Practice.



EPC & ENV: Plastics Circularity - Future of Olefins

Join your community of plastics production and end use stakeholders to discuss issues for implementing the plastics circular economy.

Ethylene Producers Committee & Environmental Division led Networking



Robustness and Flexibility in Pilot Plant Process Development Work

Southwest Research Institute Sponsored Networking Event



WEDNESDAY, AUGUST 19 | 4:00 PM - 5:00 PM CDT

Find & Seek

An at Home Scavenger Hunt

Yappy Hour

Showcase your favorite furry or feathery friend with fellow animal lovers!

Sponsored by Healthy Paws Pet Insurance

WIC Connect Networking

Led by the Women in Chemical Engineering Committee



THURSDAY, AUGUST 20 | 12:30 PM - 1:30 PM CDT

Modern Management Practices; Diversity, Equity, & Inclusion; Career Development

Stop in to discuss one of these important and relevant topics.

Management Division led Networking Event

Industry 4.0 & Big Data: The role of AI in the Chemical Industry

How do you see the role of AI in the chemical industry? How will AI impact the workforce in the future?

Share your experiences with other Industry 4.0 leaders and hear about the latest in industry.

What is CCPS?

Learn more about the Center for Chemical Process Safety including its mission and opportunities.

RAPID Manufacturing Institute Info Session

RAPID is working to transform the process industries. Learn more about our work and how your organization can be a part of our efforts.



THURSDAY, AUGUST 20 | 4:00 PM - 5:00 PM CDT

Test Your Trivia

Get ready to show off your knowledge in a friendly game of ChE-based and general trivia.

Coffee Talk

Join us to chat about how you brew your coffee and the ideal conditions to achieve the ultimate taste.

Mixology – Cocktail/Mocktail

Grab a glass and learn about a few new drinks along with the science behind them.



FRIDAY, AUGUST 21 | 12:30 PM - 1:30 PM CDT

Featured: Meet and Greet with Exhibitors

Network with exhibitors in this dedicated timeslot to learn about new technologies, products and services that can help your research. Plus exhibits will be open during the meeting for you to join between sessions and at networking breaks.

A Few Reminders for a Great Week



Say **hello** to everyone.
You might make someone's day.



Introduce yourself to people you
don't know. They may be your next
good friends.



Stop and **smile**.
You will brighten the room
considerably.



Be **understanding**.
Everybody makes mistakes.



Help those with less experience.
We were all novices at some point.



Respect others.
We all have something valuable to
contribute.



Value staff and volunteers.
They are here for you.



Be **kind**.
You will never like everybody, but
you can be cordial to all.



Enjoy the meeting!
You can have fun while sharing,
learning and networking.