


# Nova TheraNostics LLC

Superior Image • Improved Diagnosis • Safer Products

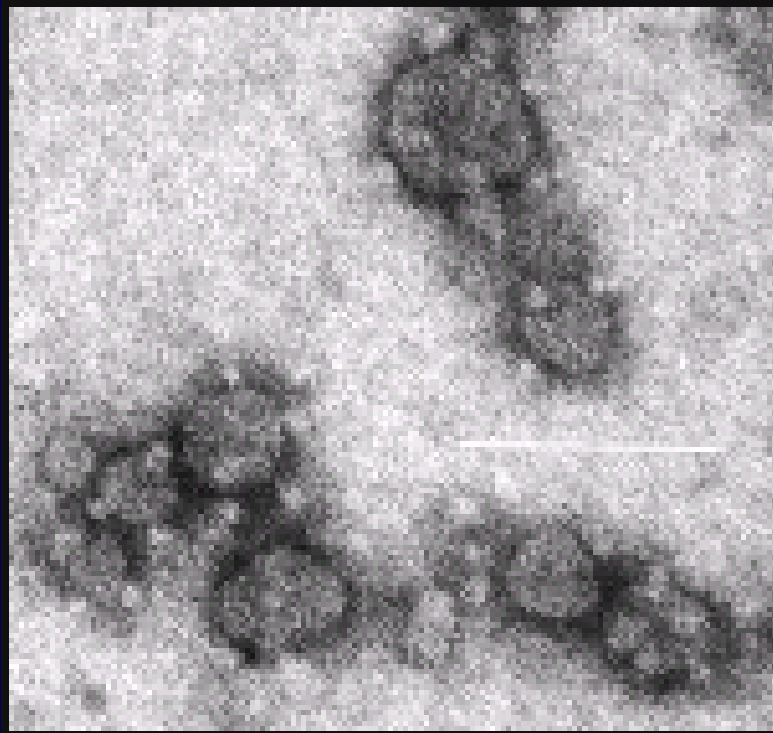
## Eric Blackstone

PhD MBA

4311 11<sup>th</sup> Avenue NE  
Suite 500  
Seattle, WA 98105-4608



# Lipid Nanoparticle Delivery Platform



- Biocompatible (safe)
- Adaptable

# Magnetic Resonance Imaging (MRI)



Photograph by: KasugaHuang

# Nephrogenic Systemic Fibrosis (NSF)



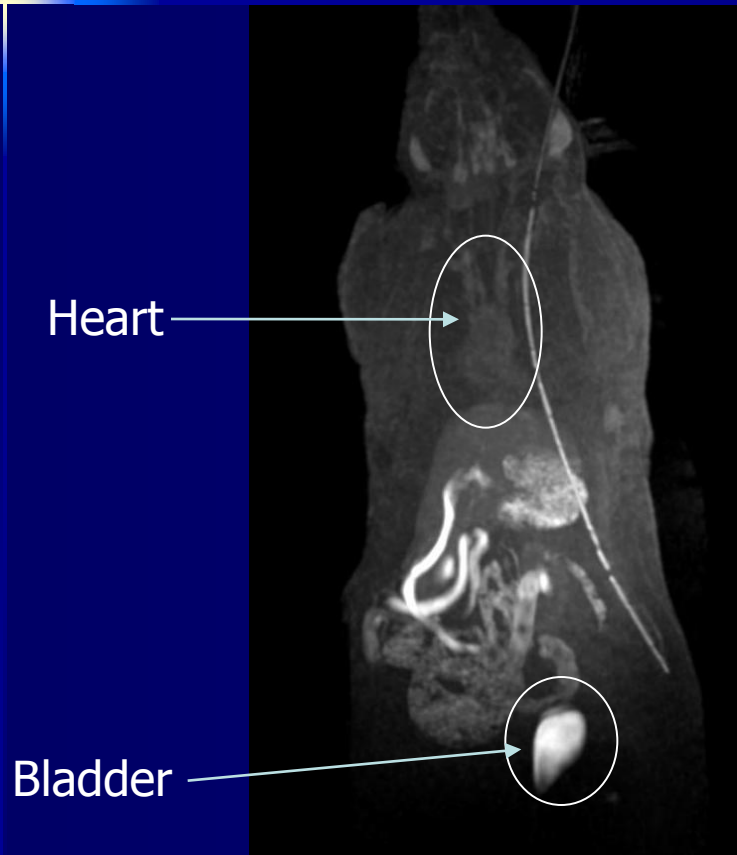
# NTN-101 vs. Competitors

**Table 1: Gd relaxivity constant and the particle diameter of Gd-lipid nanoparticles**

Gd formulation <sup>a</sup>	$r_1$ [mM <sup>-1</sup> *s <sup>-1</sup> ] <sup>b</sup>	$r_2$ [mM <sup>-1</sup> *s <sup>-1</sup> ] <sup>b</sup>	Particle size (nm ± S.D.) <sup>a</sup>
Gd-DTPA-lipid nanoparticles	134.8	12.7	70 ± 0.6
Gd-DTPA-liposomes	13.6	5.3	88 ± 0.4
Gd-DTPA	3.8	2.4	Solution
Gd-DTPA-DPC Vasovist or MS 325	6.6 (28.0*)	--	Solution (*in rat serum)
Gd-DTPA-BMA	4.0	3.1	Solution

# Ablavar<sup>®</sup>

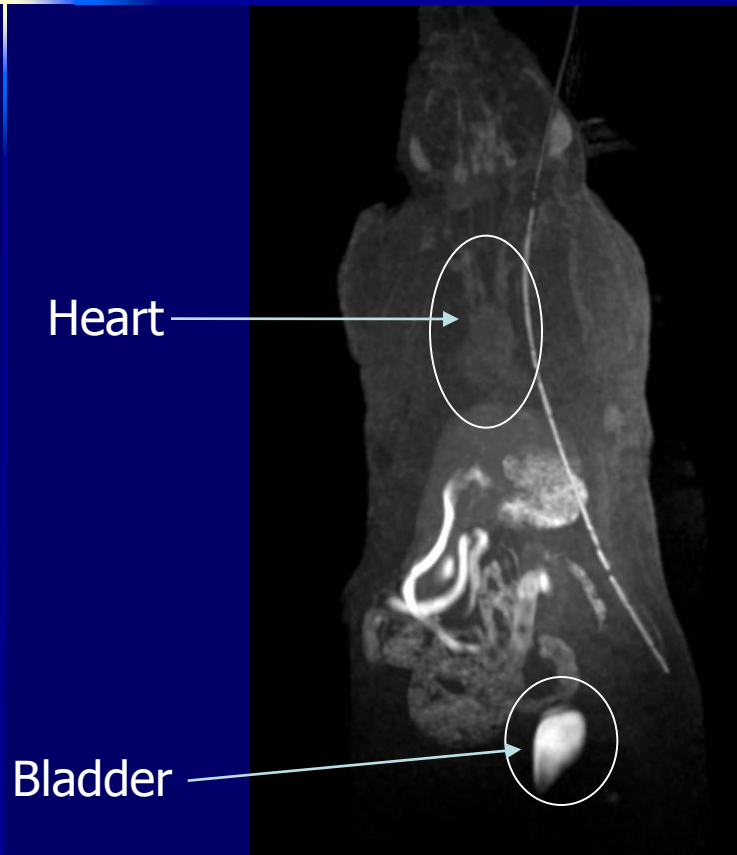
15 min post IV administration



Ablavar<sup>®</sup>  
0.03 mmol/kg

# Ablavar<sup>®</sup> vs. NTN-101

15 min post IV administration

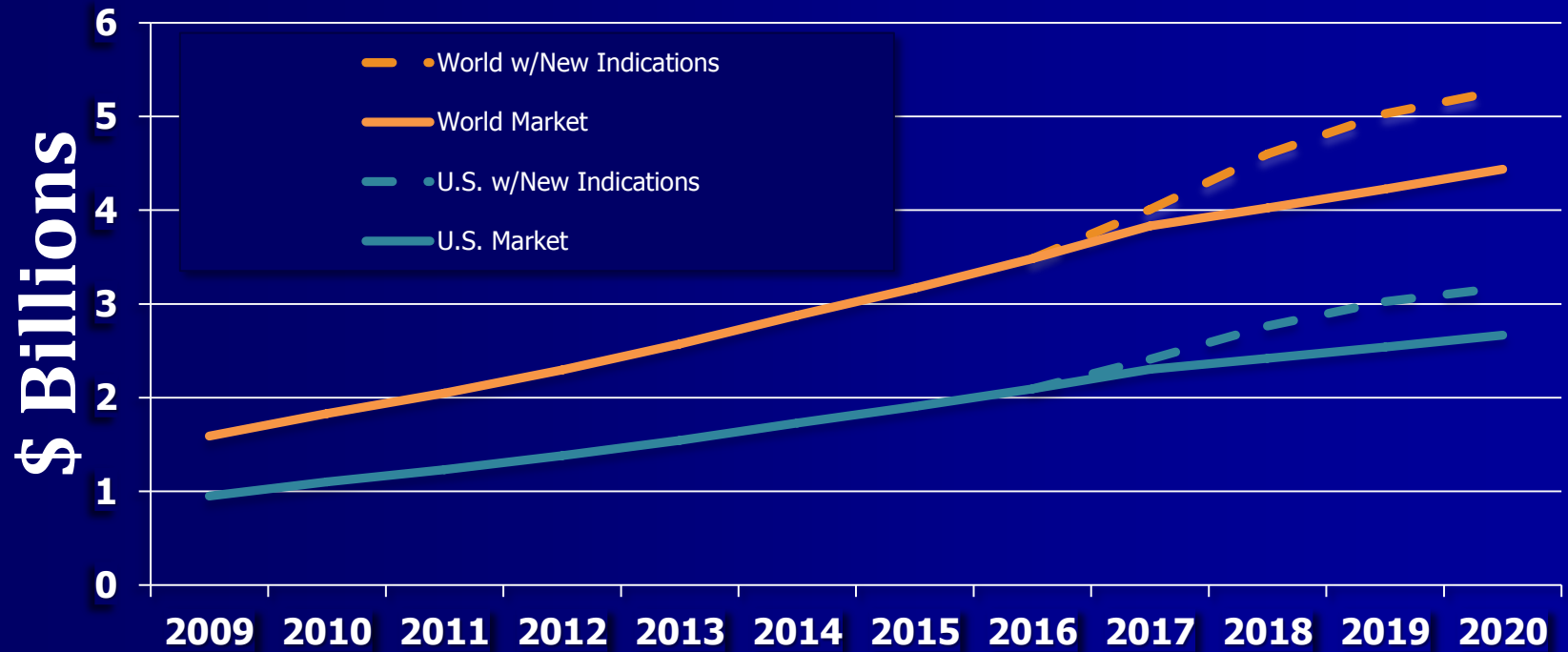


Ablavar<sup>®</sup>  
0.03 mmol/kg



NTN-101  
0.02 mmol/kg

# MRI Contrast Agent Market



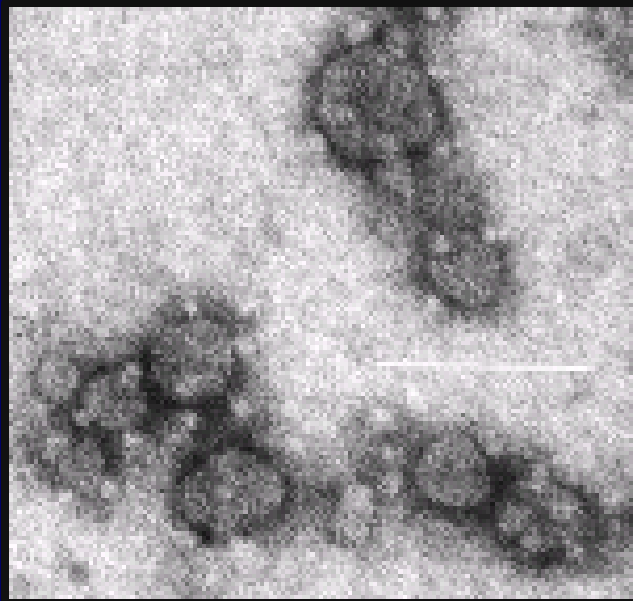


# Competition

Four companies account for ~85% of the market:



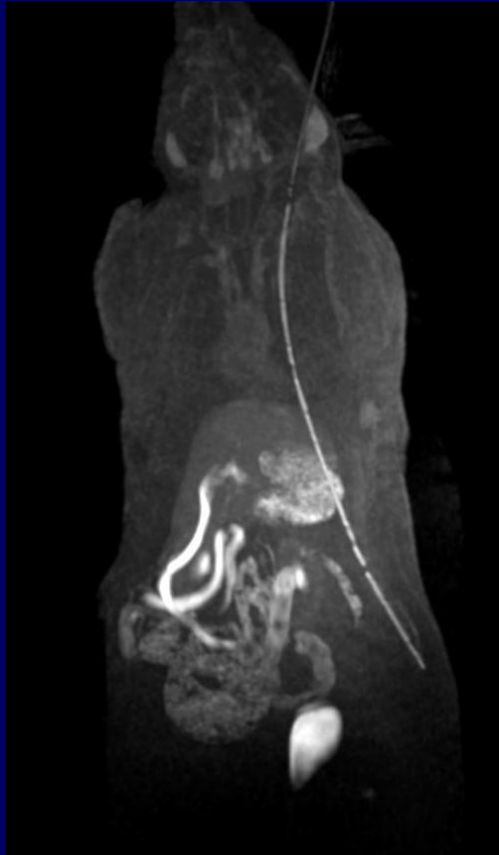
# Lipid Nanoparticle Platform Pipeline



- Lymph Contrast Agent
- Targeted Imaging
- Targeted Therapeutics

# Nova TheraNostics

Superior Image • Improved Diagnosis • Safer Products



*Thank You!*

