

## EQUIPMENT

**FOR SALE / RENT**  
**24/7 EMERGENCY SERVICE**

**BOILERS**  
 20,000 - 400,000 #/Hr.

**DIESEL & TURBINE GENERATORS**  
 50 - 25,000 KW

**GEARS & TURBINES**  
 25 - 4000 HP

WE STOCK LARGE INVENTORIES OF:  
 Air Pre-Heaters • Economizers  
 Deaerators • Pumps • Motors  
 Fuel Oil Heating & Pump Sets  
 Valves • Tubes • Controls  
 Compressors • Pulverizers  
 Rental Boilers & Generators

WWW.WABASHPOWER.COM  
 800-704-2002

**wabash** Power Equipment Co.  
 444 Carpenter Avenue Wheeling, IL 60090

www.aiche.org/cep or Circle No. 201 on p.63

**HEAT EXCHANGERS**

◀ Liquid Cooled

Air Cooled ▶

**FOR GASES & LIQUIDS!**

Talk Directly with Design Engineers!  
 Blower Cooling Vent Condensing

INDUSTRIAL HEAT EXCHANGERS  
**XCHANGER**

(952) 933-2559 info@xchanger.com

www.aiche.org/cep or Circle No. 202 on p.63

To Advertise in CEP Marketplace or CEP Showcase Contact:

**Doris B. Deutsch**  
 (Company names starting A-L)  
 646-495-1361 • dorid@aiiche.org

or

**Ian P. Sergio**  
 (Company names starting M-Z)  
 646-495-1339 • ianse@aiiche.org

**BOILERS**  
 Available Immediately!

lease • rental • sale

(3) New 250,000 PPH 750 PSI / 750 Deg. S.H. with Low NOx Burners  
 (2) New 250,000 PPH 850 PSI / 750 Deg. S.H. with Low NOx Burners

250,000-850 PSI / 750 Deg. F.	TRAILER MOUNTED
250,000-750 PSI / 750 Deg. F.	72K-350 PSI
180,000-750 PSI / 750 Deg. F.	70K-350 PSI
165,000-1025 PSI / 850 Deg. F.	70K-350 PSI
165,000-350 PSI	45K-750 PSI
150,000-750 PSI / 750 Deg. F.	40K-350 PSI
135,000-750 PSI / 750 Deg. F.	36K-300 PSI
120,000-350 PSI	30K-300 PSI
120,000-725 PSI / 750 Deg. F.	24K-300 PSI
70,000-350 PSI	
60,000-750 PSI / 750 Deg. F.	
50,000-350 PSI	
40,000-750 PSI	
40,000-350 PSI	
30,000-350 PSI	
20,000-1600 PSI	
10-1,000 HP / 15-250 PSI	

**EMERGENCY SERVICE 24HR EMERGENCY SERVICE**

**INDECK**  
 INDECK POWER EQUIPMENT COMPANY  
 tel 847.541.8300 / 800.446.3325  
 fax 847.541.9984  
 info@indeck-power.com  
 www.indeck.com

www.aiche.org/cep or Circle No. 203 on p.63



© 2012 AIChE 7675 • 06.12

The classes you need.

Any time and place you want.

Add the skills you need with self-paced online courses in the AIChE eLearning Center.


- CCPS® Process Safety Management Overview
- Spreadsheet Problem Solving for Chemical Engineers
- Distillation in Practice
- Chemical Engineering for Non-ChemEs
- And 16 more.

www.aiche.org/elearning

# Intelligen Suite®

The Market-Leading Engineering Suite for Modeling, Evaluation, Scheduling, and Debottlenecking of Multi-Product Facilities

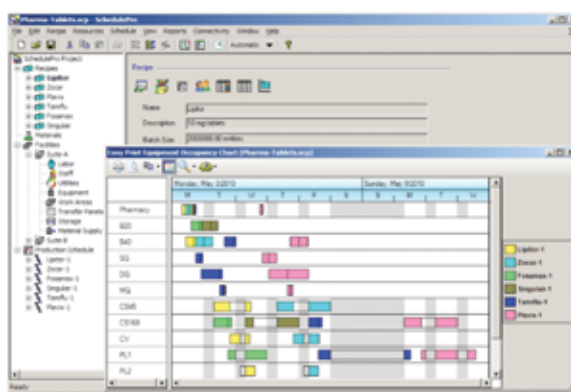
## SuperPro®



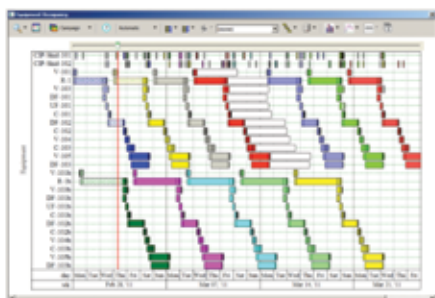
Use SuperPro Designer to model, evaluate, and optimize batch and continuous processes



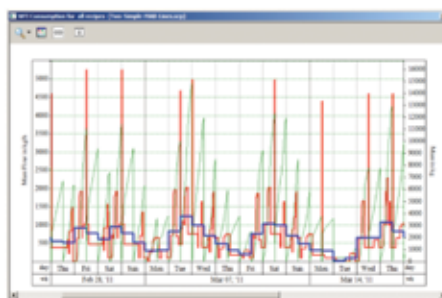
## SchedulePro®



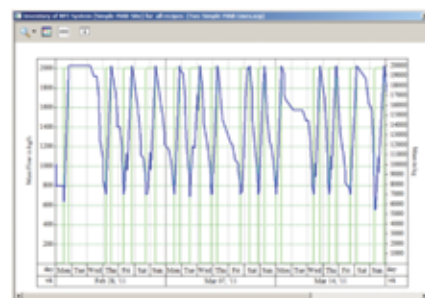
Migrate to SchedulePro to model, schedule, and debottleneck multi-product facilities



Easy production tracking, conflict resolution and rescheduling



Tracking demand for resources (e.g., labor, materials, utilities, etc.)



Managing inventories for input, intermediate, and output materials

**SuperPro Designer** is a comprehensive process simulator that facilitates modeling, cost analysis, debottlenecking, cycle time reduction, and environmental impact assessment of integrated biochemical, bio-fuel, fine chemical, pharmaceutical (bulk & fine), food, consumer product, mineral processing, water purification, wastewater treatment, and related processes. Its development was initiated at the Massachusetts Institute of Technology (MIT). SuperPro is already in use at more than 500 companies and 900 universities around the globe (including 18 of the top 20 pharmaceutical companies and 9 of the top 10 biopharmaceutical companies).

**SchedulePro** is a versatile production planning, scheduling, and resource management tool. It generates feasible production schedules for multi-product facilities that do not violate constraints related to the limited availability of equipment, labor, utilities, and inventories of materials. It can be used in conjunction with SuperPro (by importing its recipes) or independently (by creating recipes directly in SchedulePro). Any industry that manufactures multiple products by sharing production lines and resources can benefit from the use of SchedulePro. Engineering companies use it as a modeling tool to size shared utilities, determine equipment requirements, reduce cycle times, and debottleneck facilities.

*Visit our website to download detailed product literature and functional evaluation versions of our tools*

**INTELLIGEN, INC. • 2326 Morse Avenue • Scotch Plains, NJ 07076 • USA**

**Tel: (908) 654-0088 • Fax: (908) 654-3866**

**Email: [info@intelligen.com](mailto:info@intelligen.com) • Website: [www.intelligen.com](http://www.intelligen.com)**

**Intelligen also has offices in Europe and representatives in countries around the world**